

THE ATAR AND

APPLYING

THROUGH UAC

YEAR 11 & 12 INFORMATION

UAC

**UNIVERSITIES
ADMISSIONS
CENTRE.**



WHAT IS UAC?

UAC processes applications for:

- University Entry
- College Entry
- Schools Recommendation Scheme
- Educational Access Schemes
- Equity Scholarships

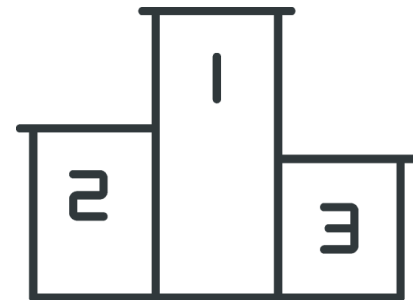
Calculates the ATAR for NSW HSC students.

THE ATAR



HSC vs ATAR

- **Performance vs Position.**
- HSC marks = **performance** against the standards.
- ATAR = **position** against all other students in NSW.
- Good performance does not guarantee a high position.
- The only thing **YOU** can control is your **performance**.



Like your **position**
in a race

WHAT IS THE ATAR?

The **Australian Tertiary Admission Rank** is...

- Is a **RANK** not a mark out of 100.
- It's about **POSITION**.
- A number between 0.00 and 99.95.
- Used by universities to rank and select students.

THE ATAR AND SCALING

Scaling is the first step in calculating the ATAR.

- Different HSC courses have very different groups of students studying them.
- Marks need to be adjusted before they can be used to calculate an ATAR.
- So no student is neither advantaged or disadvantaged because of their subject choice
- Scaling calculates what your mark and your position would be if all courses were studied by all students.
- UAC doesn't scale courses, we scale the students academic abilities within the course.
- That's why some courses have higher scaled means than others.

THE ATAR AND SCALING

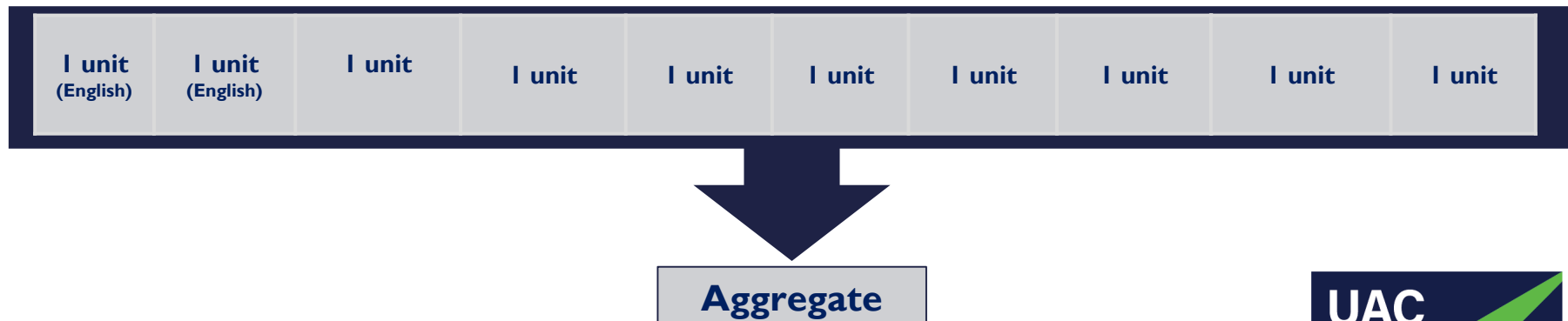
- The **scaled mean** of a course tells us about the **strength** of the competition.
- High scaled mean = high achievers
- Low scaled mean = varied abilities
- The scaled mean of a course doesn't automatically lead to a high or low ATAR.
- It doesn't matter what courses you study, you just have to do well!

Remember the ATAR is about POSITION!

ATAR CALCULATION

The ATAR is based on an aggregate of scaled marks in 10 units of ATAR courses comprising of the following:

- The best 2 units of English
- The best 8 of the remaining units
(can include up to 2 units of Category B courses)



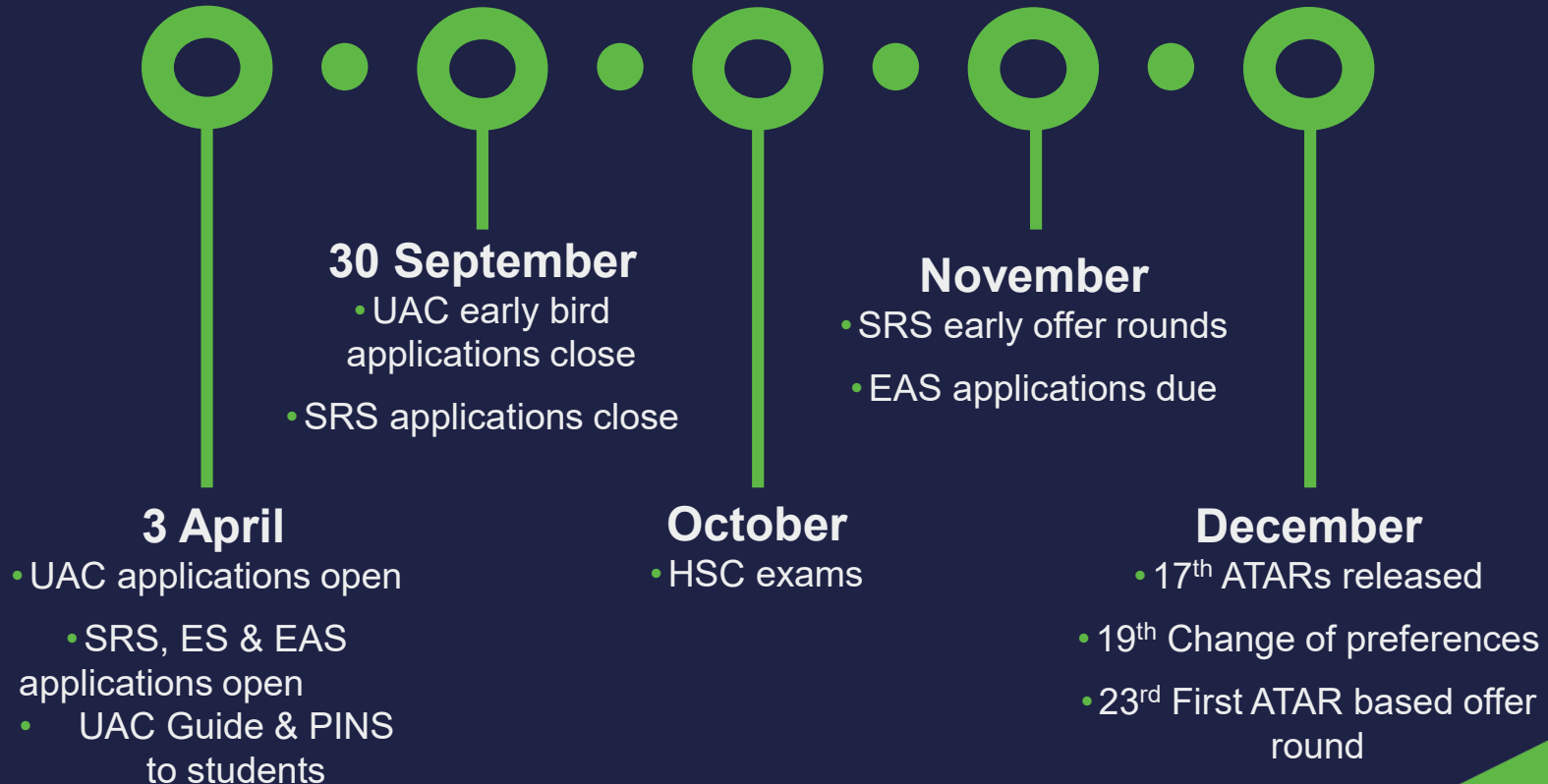
APPLYING THROUGH UAC



APPLYING TO UNI

1. Prepare
2. Apply
3. Manage
4. Accept

TIMELINE OF EVENTS



STEP 1: PREPARE



Visit Career Expos and uni Open Days.



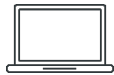
Investigate all course possibilities.



Check for additional selection criteria (eg interview or portfolio).



Talk to unis, career advisers and UAC staff for details on applying.



Research UAC's courses at uac.edu.au or the MYUAC App.

STILL NOT SURE?



COURSE COMPASS

Access at:

<https://www.uac.edu.au/course-compass/>



STEP 2: APPLY

Applications open 3 April 2019.

- 1) **Apply** online using your UAC PIN and NESA student number.
- 2) **List** up to 5 courses in your order of preference.
- 3) **Pay** processing charge.
- 4) **Additional** applications (EAS/ES/SRS).

Educational Access Schemes

Schools Recommendation Schemes

Equity Scholarships



EDUCATIONAL ACCESS SCHEMES

- For students whose studies were negatively affected as a result of circumstances beyond their control or choosing.
- Apply online by Sept to receive eligibility notice before ATAR release.
- Disadvantage lasting **6 months or longer**
- Educational Impact Statement is a statement provided by your school in support of your application.
- If successful under EAS your selection rank may be increased.

SCHOOLS RECOMMENDATION SCHEMES

- Early offer schemes.
- Online application opens 3 April.
- Submit your undergraduate application first.
- Not all courses are offered through SRS.
- Institutions may use your:
 - Year 11 results
 - school's rating of your aptitudes and abilities
 - EAS application (if applicable).
- Conditional and unconditional offers.

EQUITY SCHOLARSHIPS

- For students who are most in need of financial support while studying.
- Most scholarships are awarded to applicants who receive Centrelink payments and/or who can demonstrate additional types of disadvantage.
- Apply online.
- Submit your undergraduate application first.
- Supporting documents will be needed and can be uploaded online to your application.

STEP 3: MANAGE

- Understand your selection rank
- Research adjustment factors
- When and how to change your preferences

SELECTION RANK

- The selection rank is the rank or number that universities use to make offers to students.
- Your selection rank can be:
 - ATAR only
 - ATAR + adjustment factors
 - ATAR + adjustments + addition selection criteria.



ADJUSTMENT FACTORS

- Used to increase your selection rank.
- **DO NOT** change your ATAR.

Four types:

- Subject adjustments
- Location adjustments
- Equity adjustments
- Elite athlete and performer adjustments

ADJUSTMENT FACTORS & LOWEST SELECTION RANK

ATAR

Anthony (ATAR of 89.00)

Kim (ATAR of 86.00)

Nicole (ATAR of 85.00)

Mitch (ATAR of 84.00)

Jon (ATAR of 83.00)

Fiona (ATAR of 76.00)

Therefore, the lowest selection rank for that year would be 87.

Remember, adjustment factors DO NOT change your ATAR.

CHANGE OF PREFERENCES

Once you know your ATAR, review your preferences.

- Research adjustment factors.
- Check the course's lowest selection rank.
- Make sure your preferences are realistic!
- Monitor change of preference closing dates.
- Change preferences online or via the MYUAC app.

STEP 4: ACCEPT YOUR OFFER

- Accept any offer you receive: there is no guarantee of another offer.
- Follow the uni's instructions on accepting, enrolling and deferment.
- To be considered in the next offer round you must:
 1. Accept your offer.
 2. Remove your offer from your preference list.
 3. Change your preferences.



1
**Receive an
offer**

2
**Accept
your offer**

3
**Remove offer
Change your
preferences**

CONNECT WITH US...



uac.edu.au



uacinfo